

## Παναγιώτης Καστριτής

Κύριος Ερευνητής

Ινστιτούτο Χημικής Βιολογίας (ΙΧΒ/ΕΙΕ)

E-mail: pkastrit@eie.gr

Website: <https://blogs.urz.uni-halle.de/kastritislab/>

ORCID: 0000-0002-1463-8422

Google Scholar: Panagiotis Kastritis

Linkedin: [Panagiotis Kastritis](#)



### Επαγγελματική εμπειρία

08/2024 - Σήμερα	<b>Καθηγητής</b> "Integrative Structural Biochemistry" –Ινστιτούτο Βιοχημείας & Βιοτεχνολογίας, Πανεπιστήμιο του Halle-Wittenberg (MLU), Halle, Γερμανία
08/2024 – Σήμερα	<b>Κύριος Ερευνητής</b> – Ινστιτούτο Χημικής Βιολογίας, Εθνικό Ίδρυμα Ερευνών, Αθήνα, Ελλάδα (θέση που έχει προταθεί από 07/24)
03/2023 - 07/2024	<b>Επιστημονικός Συνεργάτης</b> - Ινστιτούτο Χημικής Βιολογίας, Εθνικό Ίδρυμα Ερευνών (ΙΧΒ/ΕΙΕ), Αθήνα, Ελλάδα
03/2023 - Σήμερα	<b>Κάτοχος Έδρας ERA</b> για Κρυο-γονική ηλεκτρονική μικροσκοπία – Ινστιτούτο Χημικής Βιολογίας, Εθνικό Ίδρυμα Ερευνών, (ΙΧΒ/ΕΙΕ), Αθήνα, Ελλάδα
08/2018 – 07/2024	<b>Καθηγητής</b> "Cryo-EM for membrane protein complexes" (Jun.-Prof., W1) – Ινστιτούτο Βιοχημείας & Βιοτεχνολογίας, Πανεπιστήμιο του Halle-Wittenberg (MLU), Halle, Γερμανία
08/2018 - Σήμερα	<b>Επικεφαλής Ομάδας:</b> <i>Cryo-EM</i> – ZIK HALOmem, MLU, Γερμανία
2013–2018	<b>Μεταδιδακτορικός Ερευνητής:</b> <i>Δομική Συστημική Βιολογία</i> – Μονάδα Δομικής και Υπολογιστικής Βιολογίας, EMBL-Heidelberg, Γερμανία
2012–2013	<b>Μεταδιδακτορικός Ερευνητής:</b> <i>NMR &amp; Υπολογιστική Δομική Βιολογία</i> – Bijvoet Center for Biomolecular Research, Utrecht University, The Netherlands

### Ακαδημαϊκή εμπειρία

Δεκ. 2012	<b>Διδακτορικό Χημείας</b> , Πανεπιστήμιο Ουτρέχτης, Ολλανδία
2008–2012	<b>Υποψήφιος Διδάκτορας/Ερευνητικός Συνεργάτης</b> – Ομάδα Φασματοσκοπίας NMR, Πανεπιστήμιο Ουτρέχτης, Ολλανδία
2008	<b>Πτυχίο Βιολογίας</b> - Πανεπιστήμιο Αθηνών, Αθήνα, Ελλάδα
2005–2008	<b>Διπλωματική Εργασία</b> - Κυτταρικής Βιολογία και Βιοφυσική, Πανεπιστήμιο Αθηνών, Ελλάδα

2002–2008

**Πτυχίο Βιολογίας** - Πανεπιστήμιο Αθηνών, Ελλάδα

**Χρηματοδοτήσεις**

2023–2028  Athens	<p>“ERA Chair Holder to establish the electron cryo-microscopy analysis of cellular and artificial nanomachines”</p> <p>Funder: European Union – Horizon Europe Amount: 2,499,921.00 EUR</p>
2020–2024  Halle	<p>“CORONAmem: Molecular determinants of differential host susceptibility to SARS-CoV-2 at the point of entry” <i>together with Prof. Stubbs &amp; Prof. Bacia (ZIK HALOmem)</i></p> <p>Funder: Federal Ministry of Education and Research Amount: 1,815,599.53 EUR [~600,000 for my lab]</p>
2020–2028  Halle	<p>“Dissecting the structural role of flexibility in protein interactions using an integrative computational approach”, <i>within the framework of GRK 2467, Spokesperson: Prof. Sinz</i></p> <p>Funder: German Research Foundation (DFG) Amount: 3 Ph.D. Students</p>
2020–2024  Halle	<p>“Structure-based antibody design for modulating macromolecular interactions”</p> <p>Funder: BioSolutions GmbH Amount: 2 Ph.D. Students (expected grant for +2 Ph.D.)</p>
2019–2022  Halle	<p>“Electron microscopy of enzymatic pathways in polymer-stabilized nanodiscs”, <i>within "Agripoly", together with Dr. A. Meister</i></p> <p>Funder: EU (ESF)/Sachsen-Anhalt Amount: 1 Ph.D. Student</p>
2019–2022  Halle	<p>“Strategic Investments II”, <i>together with Profs. Stubbs, Balbach, Bacia &amp; Jun-Prof. Schmidt (ZIK HALOmem).</i></p> <p>Funder: Federal Ministry of Education and Research Amount: 3,998,273.64 EUR [~1,100,000 for my lab]</p>
2017–2022  Halle	<p>“Cryo-electron microscopy of membrane-bound protein nanomachines” (NWG III Kastiris, <i>ZIK HALOmem</i>).</p> <p>Funder: Federal Ministry of Education and Research Amount: 6,742,304.51 EUR</p>
2016–2020  Halle	<p>European Regional Development Fund II (ZS/2016/04/78115), <i>together with Profs. Stubbs &amp; Jun-Prof. Schmidt (ZIK HALOmem)</i></p> <p>Funder: EU, European Regional Development Fund Amount: 911,498.00 EUR [~600,000 for my lab]</p>
2014–2017  Heidelberg	<p>“Protein complexes as specimen for next-generation visual proteomics at near-atomic resolution”.</p> <p>Funder: Marie Curie/EMBO (EIPOD Scholarship), Amount: my post-doc position, EMBL-Heidelberg.</p>
2008  Athens, GR	<p>“Solution structure of a 43 kDa thermostable TIM barrel type chitinase”, NMR Utrecht, The Netherlands.</p> <p>Funder: EU-NMR Amount: my scholarship, expenses for visiting scientists</p>

## Δημοσιεύσεις

- **86** peer-reviewed Publications (e.g., *Nature*, *PNAS USA*, *Nat comm*, *Cell Reports*, etc.)
  - **13** First and **22** Senior (co-)author Publications
  - **6** others currently under review
  - h-index: **36** – **8758** Citations (July 2023, Google Scholar)
- **3** Most Important publications as corresponding author [Last 3 years]

1. Skalidis I et al. Cryo-EM and artificial intelligence visualize endogenous protein community members. **Structure**. 2022 Apr 7; 30(4):575-589.e6.
2. Tüting C et al. Cryo-EM snapshots of a native lysate provide structural insights into a metabolon-embedded transacetylase reaction. **Nat Commun**. 2021 Nov 26;12(1):6933.
3. Kyrilis FL et al. Integrative structure of a 10-megadalton eukaryotic pyruvate dehydrogenase complex from native cell extracts. **Cell Rep**. 2021 Feb 9;34(6):108727.

## Βραβεία και Διακρίσεις

2024, 2021	Positive (interim and final) evaluations for the Junior Professorship (equivalent to habilitation), MLU
2023	<i>Top 2%</i> biochemists world-wide (Elsevier, DOI:10.17632/btchxktzyw.6)
2022, 2019 2018 (Aug)	Cover for the journals " <i>Structure</i> " and " <i>Biological Chemistry</i> " BMBF research group leader fellowship; ZIK HALOmem, MLU.
2017 (July) 2014, 2010	Cover for the journal „ <i>Molecular Systems Biology</i> ” Positive recommendations for first author manuscripts in F1000: <a href="http://f1000.com/prime/718363743">http://f1000.com/prime/718363743</a> ; <a href="http://f1000.com/prime/3437978">http://f1000.com/prime/3437978</a>
2012	Ph.D. Award of the Bijvoet Center, Utrecht, Netherlands: <i>Best Doctoral Thesis of the Year 2012</i> .
2008–2013	HADDOCK group (including myself): Best macromolecular docking group in the CAPRI experiment.

**Επίβλεψη Μεταπτυχιακών Φοιτητών και Διδακτορικών Υποψηφίων**

2022 –	4 Ph.D. students graduated: Dr. Kyrilis [ <i>summa cum laude</i> ]; Dr. Skalidis [ <i>summa cum laude</i> ]; Dr. Schmidt [ <i>cum laude</i> ]; Dr. Janson [ <i>magna cum laude</i> ]
2018 –	3 Staff scientists / 5 Post-docs / 5 Ph.D. students. Institute of Biochemistry and Biotechnology & ZIK HALOmem, MLU, Halle, Germany.
2018 – 2021	Member of Ph.D. Committee for 6 Ph.D. students from MLU.
2020 –	Committee member for 3 Master Students, Head of committee for 1.
2020	External member of Ph.D. Committee for 1 Ph.D. student from University of Jena.
2019 –	Member of Thesis Advisory committee for 1 Ph.D. student.

**Διδακτικές δραστηριότητες, Οργάνωση μαθημάτων, Συνέδρια και Ομιλίες**

2022 –	Teaching assistant: Experimental Physics (BSc), MLU.
2022 –	Teaching assistant: Pharmaceutical Biotechnology (MSc), MLU.
2020	Course organizer and teacher: Cryo-Electron Microscopy, Graduate College "Agripoly", Halle.
2019,2020	Course organizer and teacher: Biophysical methods for protein structure analysis. Volunteer seminar series for the jGBM, Halle.
2019	Course organizer and teacher: Cryo-Electron Microscopy, Research Graduate School "RTG 2467", Halle.
2019 –	Teaching assistant: Biophysical Chemistry (BSc), MLU.
2018 – (MSc), MLU	Course co-organizer: Structural Biology and Bioinformatics
2018 –	>40 Invited lectures and talks in conferences

**Θεσμικές Ευθύνες, Αξιολογήσεις, Οργάνωση Συνεδρίων**

---

2022, 2019	Co-organizer (with C. Schmidt) “1 <sup>st</sup> and 2 <sup>nd</sup> HALOmem International Meetings – Membrane structure and dynamics”. Sep 2022, Nov 2019.
2021	Organizer (with S. Keller, C. Paulino, C. Löw) “Advances in Structural Biology of Membrane Proteins”: 29 Nov-1 Dec 2021. EMBO Workshop.
2021 –	Scientific Evaluation, CSSB Hamburg, Germany
2020 –	Organizer of the Internal HALOmem Seminar, MLU.
2021 –	Scientific Evaluation, Knut and Alice Wallenberg Foundation, Sweden
2019 –	Scientific Evaluation, German Research Foundation, Germany
2019 –	Scientific Evaluation, Alexander von Humboldt, Germany
2019 –	Scientific Evaluation, National Agency for Research (ANR, France)
2019 –	Fellowship Reviewer, “la Caixa” Fellowship, Spain
2019 –	Scientific Evaluation, Research Council, Vetenskapsrådet, Sweden
2018 –	ZIK HALOmem Directorium.
2018 –	Faculty member, Institute of Biochemistry and Biotechnology, MLU.
2018 –	Member of the Faculty Committee of Natural Sciences I, MLU.
2017 –	Peer reviewer for scientific journals, e.g. <i>Nat Methods</i> , <i>Nat Comm</i> , <i>Sci Reports</i> , <i>Mol Cell Proteomics</i> , <i>PLOS Comp Biol</i> , <i>Protein Sci</i> etc.

**Memberships in Scientific Societies and Networks**

---

2024	Panelist and Member of the Wellcome Trust (UK)
2022	Panelist and Member of the Chan Zuckerberg Initiative (USA)
2019	Member of the Humboldt Network
2019	Member of the Institute of Technical Biochemistry
2018	Member of the German Society of Biochemistry and Molecular Biology
2018	Member of the EMBL Alumni Network
2013	Member of the University of Utrecht Alumni Network

**Λίστα Δημοσιεύσεων****2024**86  Current Opinion in  
Structural Biology

Kyrilis FL, Low JKK, Mackay JP, **Kastritis PL**. Structural biology in cellulo: Minding the gap between conceptualization and realization. *Curr Opin Struct Biol*. 2024 Aug;87:102843. doi: 10.1016/j.sbi.2024.102843. Epub 2024 May 23.

85 **communications** biology  
 SPRINGER NATURE

Schmidt L, Tüting C, Kyrilis FL, Hamdi F, Semchonok DA, Hause G, Meister A, Ihling C, Stubbs MT, Sinz A, **Kastritis PL**. Delineating organizational principles of the endogenous L-A virus by cryo-EM and computational analysis of native cell extracts. *Commun Biol*. 2024 May 10;7(1):557. doi: 10.1038/s42003-024-06204-7. SJR: 5.9. Citations: 3.

84  BioMACROMOLECULES

Otrin N, Otrin L, Bednarz C, Träger TK, Hamdi F, **Kastritis PL**, Ivanov I, Sundmacher K. Protein-Rich Rafts in Hybrid Polymer/Lipid Giant Unilamellar Vesicles. *Biomacromolecules*. 2024 Feb 12;25(2):778-791. doi: 10.1021/acs.biomac.3c00972. SJR: 6.2. Citations: 0. [84\_Otrin\_et-al\_2024.pdf]

83  Biochemistry

Schmitt FJ, Mehmood AS, Tüting C, Phan HT, Reisdorf J, Rieder F, Ghane Golmohamadi F, Verma R, **Kastritis PL**, Laufer J. Effect of Molecular Dynamics and Internal Water Contact on the Photophysical Properties of Red pH-Sensitive Proteins. *Biochemistry*. 2024 Jan 2;63(1):82-93. doi: 10.1021/acs.biochem.3c00444. SJR: 2.9. Citations: 0. [83\_Schmitt\_et-al\_2024.pdf]

**2023**82  Journal of Structural Biology

Semchonok DA, Kyrilis FL, Hamdi F, **Kastritis PL**\*. Cryo-EM of a heterogeneous biochemical fraction elucidates multiple protein complexes from a multicellular thermophilic eukaryote. *J Struct Biol X*. 2023 Aug 9;8:100094. doi: 10.1016/j.yjsbx.2023.100094. SJR: 3.0. Citations: 0. [82\_Semchonok\_et-al\_2023.pdf]

81 PROTEIN|SCIENCE 

Hassan AH, Ihling C, Iacobucci C, **Kastritis PL**, Sinz A, Kruse T. The structural principles underlying molybdenum insertase complex assembly. *Protein Sci.* 2023 Sep;32(9):e4753. doi: 10.1002/pro.4753. SJR: 8.0. Citations: 1. [81\_Hassan\_et-al\_2023.pdf]

80 **Proteomics**  
Proteomics and Systems Biology WILEY

Tüting C, Schmidt L, Skolidis I, Sinz A, **Kastritis PL**\*. Enabling cryo-EM density interpretation from yeast native cell extracts by proteomics data and AlphaFold structures. *Proteomics.* 2023 Sep;23(17):e2200096. doi: 10.1002/pmic.202200096. SJR: 3.4. Citations: 2. [80\_Tueting\_et-al\_2023.pdf]

79 **nature plants**

Opatíková M, Semchonok DA, Kopečný D, Ilík P, Pospíšil P, Ilíková I, Roudnický P, Zeljković SĆ, Tarkowski P, Kyrilis FL, Hamdi F, **Kastritis PL**, Kouřil R. Cryo-EM structure of a plant photosystem II supercomplex with light-harvesting protein Lhcb8 and  $\alpha$ -tocopherol. *Nat Plants.* 2023 Aug;9(8):1359-1369. doi: 10.1038/s41477-023-01483-0. SJR: 18.0. Citations: 4. [79\_Opatikova\_et-al\_2023.pdf]

78  OXFORD  
ACADEMIC Journal of Experimental Botany

Zahn T, Zhu Z, Ritoff N, Krapf J, Junker A, Altmann T, Schmutzer T, Tüting C, **Kastritis PL**, Babben S, Quint M, Pillen K, Maurer A. Novel exotic alleles of EARLY FLOWERING 3 determine plant development in barley. *J Exp Bot.* 2023 Jun 27;74(12):3630-3650. doi: 10.1093/jxb/erad127. SJR: 6.9. Citations: 6. [78\_Zahn\_et-al\_2023.pdf]

77  JBC  
JOURNAL OF  
BIOLOGICAL  
CHEMISTRY

Zhou Y, Syed JH, Semchonok DA, Wright E, Kyrilis FL, Hamdi F, **Kastritis PL**, Bruce BD, Reynolds TB. Solubilization, purification, and characterization of the hexameric form of phosphatidylserine synthase from *Candida albicans*. *J Biol Chem.* 2023 Jun;299(6):104756. doi: 10.1016/j.jbc.2023.104756. SJR: 4.8. Citations: 1. [77\_Zhou\_et-al\_2023.pdf]



76 **SCIENTIFIC  
REPORTS**

nature research

Di Ianni A, Tüting C, Kipping M, Ihling CH, Köppen J, Iacobucci C, Arlt C, **Kastritis PL\***, Sinz A. Structural assessment of the full-length wild-type tumor suppressor protein p53 by mass spectrometry-guided computational modeling. *Sci Rep.* 2023 May 25;13(1):8497. doi: 10.1038/s41598-023-35437-5. SJR: 4.6. Citations: 3. [76\_DiIanni\_et-al\_2023.pdf]

75 **communications** biology  
**SPRINGER NATURE**

Skalidis I, Kyrilis FL, Tüting C, Hamdi F, Träger TK, Belapure J, Hause G, Fratini M, O'Reilly FJ, Heilmann I, Rappsilber J, **Kastritis PL\***. Structural analysis of an endogenous 4-megadalton succinyl-CoA-generating metabolon. *Commun Biol.* 2023 May 22;6(1):552. doi: 10.1038/s42003-023-04885-0. SJR: 5.9. Citations: 2. [75\_Skalidis\_et-al\_2023.pdf]

74



Träger T, **Kastritis PL\***. Cracking the code of cellular protein-protein interactions: AlphaFold and whole-cell crosslinking to the rescue. *Mol Syst Biol.* 2023 Apr 12;19(4):e11587. doi: 10.15252/msb.202311587. SJR: 9.9. Citations: 2. [74\_Traeger-Kastritis\_2023.pdf]

73



Journal of Colloid and Interface Science

Demisli S, Galani E, Goulielmaki M, Kyrilis FL, Ilić T, Hamdi F, Crevar M, **Kastritis PL**, Pletsa V, Nallet F, Savić S, Xenakis A, Papadimitriou V. Encapsulation of cannabidiol in oil-in-water nanoemulsions and nanoemulsion-filled hydrogels: A structure and biological assessment study. *J Colloid Interface Sci.* 2023 Mar 15;634:300-313. doi: 10.1016/j.jcis.2022.12.036. SJR: 9.9. Citations: 13. [73\_Demisli\_et-al\_2023.pdf]

72



Belapure J, Sorokina M, **Kastritis PL\***. IRAA: A statistical tool for investigating a protein-protein interaction interface from multiple structures. *Protein Sci.* 2023 Jan;32(1):e4523. doi: 10.1002/pro.4523. SJR: 8.0. Citations: 0. [72\_Belapure\_et-al\_2023.pdf]

2022

71 **Bio**MACROMOLECULES

Janson K, Kyrilis FL, Tüting C, Alfes M, Das M, Träger TK, Schmidt C, Hamdi F, Vargas C, Keller S, Meister A\*, **Kastritis PL\***. Cryo-Electron Microscopy Snapshots of Eukaryotic Membrane Proteins in Native Lipid-Bilayer Nanodiscs. *Biomacromolecules*. 2022 Dec 12;23(12):5084-5094.  
doi: 10.1021/acs.biomac.2c00935. SJR: 6.2. Citations: 5. [71\_Janson\_et-al\_2022.pdf]

70 **nature**

Tafur L, Hinterdorfer K, Gabus C, Lamanna C, Bergmann A, Sadian Y, Hamdi F, Kyrilis FL, **Kastritis PL**, Loewith R. Cryo-EM structure of the SEA complex. *Nature*. 2022 Nov;611(7935):399-404.  
doi: 10.1038/s41586-022-05370-0. SJR: 64.8. Citations: 15. [70\_Tafur\_et-al\_2022.pdf]

69 **GEN** Genetic Engineering  
& Biotechnology News  
Many Areas Licensed, Inc. a publisera

**Kastritis PL\***. An integrative approach to probing transient protein structures in cell extracts. *Genetic Engineering & Biotechnology News*. 2022 Sep;42(9):68-70.  
doi: 10.1089/gen.42.09.22. SJR: n/a. Citations: 0. [69\_Kastritis\_2022.pdf]

68 **LANGMUIR**

Wurl A, Ott M, Plato E, Meister A, Hamdi F, **Kastritis PL**, Blume A, Ferreira TM. Filling the Gap with Long n-Alkanes: Incorporation of C20 and C30 into Phospholipid Membranes. *Langmuir*. 2022 Jul 19;38(28):8595-8606.  
doi: 10.1021/acs.langmuir.2c00872. SJR: 3.9. Citations: 3. [68\_Wurl\_et-al\_2022.pdf]

67 **jmb**  
Journal of Molecular Biology

Sorokina M, Belapure J, Tüting C, Paschke R, Papatotiriou I, Rodrigues JPGLM, **Kastritis PL\***. An Electrostatically-steered Conformational Selection Mechanism Promotes SARS-CoV-2 Spike Protein Variation. *J Mol Biol*. 2022 Jul 15;434(13):167637.  
doi: 10.1016/j.jmb.2022.167637. SJR: 5.6. Citations: 2. [67\_Sorokina\_et-al\_2022.pdf]

66 **PNAS** Proceedings of the  
National Academy of Sciences  
of the United States of America


Marušič N, Otrin L, Rauchhaus J, Zhao Z, Kyrilis FL, Hamdi F, **Kastritis PL**, Dimova R, Ivanov I, Sundmacher K. Increased efficiency of charge-mediated fusion in polymer/lipid hybrid membranes. *Proc Natl Acad Sci U S A*. 2022 May 17;119(20):e2122468119. doi: 10.1073/pnas.2122468119. SJR: **11.1**. Citations: 19. [66\_Marusic\_et-al\_2022.pdf]

65 **CHEMICAL  
REVIEWS**

Piersimoni L, **Kastritis PL**, Arlt C, Sinz A. Cross-Linking Mass Spectrometry for Investigating Protein Conformations and Protein-Protein Interactions—A Method for All Seasons. *Chem Rev*. 2022 Apr 27;122(8):7500-7531. doi: 10.1021/acs.chemrev.1c00786. SJR: **62.1**. Citations: 125. [65\_Piersimoni\_et-al\_2022.pdf]

64 **Structure**

Skalidis I, Kyrilis FL, Tüting C, Hamdi F, Chojnowski G, **Kastritis PL\***. Cryo-EM and artificial intelligence visualize endogenous protein community members. *Structure*. 2022 Apr 7;30(4):575-589.e6. doi: 10.1016/j.str.2022.01.001. SJR: **5.7**. Citations: 28. [64\_Skalidis\_et-al\_2022.pdf]

63  Colloids and Surfaces B: Biointerfaces

Li F, Harvey RD, Modicano P, Hamdi F, Kyrilis F, Müller S, Gruhle K, **Kastritis PL**, Drescher S, Dailey LA. Investigating bolalipids as solubilizing agents for poorly soluble drugs: Effects of alkyl chain length on solubilization and cytotoxicity. *Colloids Surf B Biointerfaces*. 2022 Apr;212:112369. doi: 10.1016/j.colsurfb.2022.112369. SJR: **5.8**. Citations: 4. [63\_Li\_et-al\_2022.pdf]

2021

62 **Plant Communications**

Semchonok DA, Mondal J, Cooper CJ, Schlum K, Li M, Amin M, Sorzano COS, Ramírez-Aportela E, **Kastritis PL**, Boekema EJ, Guskov A, Bruce BD. Cryo-EM structure of a tetrameric photosystem I from *Chroococcidiopsis* TS-821, a thermophilic, unicellular, non-heterocyst-forming cyanobacterium. *Plant Commun*. 2021 Oct 13;3(1):100248. doi: 10.1016/j.xplc.2021.100248. SJR: **10.5**. Citations: 12 [62\_Semchonok\_et-al\_2021.pdf]

61



Tüting C, Kyrilis FL, Müller J, Sorokina M, Skalidis I, Hamdi F, Sadian Y, **Kastritis PL\***. Cryo-EM snapshots of a native lysate provide structural insights into a metabolon-embedded transacetylase reaction. *Nat Commun*. 2021 Nov 26;12(1):6933.  
doi: 10.1038/s41467-021-27287-4. SJR: 16.6. Citations: 28. [61\_Tueeting\_et-al\_2021.pdf]

60 **BBA** Biomembranes  
Biochimica et Biophysica Acta

Janson K, Zierath J, Kyrilis FL, Semchonok DA, Hamdi F, Skalidis I, Kopf AH, Das M, Kolar C, Rasche M, Vargas C, Keller S, **Kastritis PL\***, Meister A\*. Solubilization of artificial mitochondrial membranes by amphiphilic copolymers of different charge. *Biochim Biophys Acta Biomembr*. 2021 Aug 10;1863(12):183725.  
doi: 10.1016/j.bbamem.2021.183725. SJR: 3.4. Citations: 11. [60\_Janson\_et-al-2021.pdf]

59



Otrin L, Witkowska A, Marušič N, Zhao Z, Lira RB, Kyrilis FL, Hamdi F, Ivanov I, Lipowsky R, **Kastritis PL**, Dimova R, Sundmacher K, Jahn R, Vidaković-Koch T. En route to dynamic life processes by SNARE-mediated fusion of polymer and hybrid membranes. *Nat Commun*. 2021 Aug 17;12(1):4972.  
doi: 10.1038/s41467-021-25294-z. SJR: 16.6. Citations: 24. [59\_Otrin\_et-al\_2021.pdf]

58 **PLOS ONE**

Li Y, Kuhn M, Zukowska-Kasprzyk J, Hennrich ML, **Kastritis PL**, O'Reilly FJ, Phapale P, Beck M, Gavin AC, Bork P. Coupling proteomics and metabolomics for the unsupervised identification of protein-metabolite interactions in *Chaetomium thermophilum*. *PLoS One*. 2021 Jul 9;16(7):e0254429.  
doi: 10.1371/journal.pone.0254429. SJR: 3.7. Citations: 8. [58\_Li\_et-al\_2021.pdf]

57 **ANTICANCER RESEARCH**

Drikos I, Boutou E, **Kastritis PL**, Vorgias CE. BRCA1-BRCT mutations alter the subcellular localization of BRCA1 *in vitro*. *Anticancer Res*. 2021 Jun;41(6):2953-2962.  
doi: 10.21873/anticancer.15077. SJR: 2.0. Citations: 5. [57\_Drikos\_et-al\_2021.pdf]

56 **Bio**MACROMOLECULES

Hoffmann M, Haselberger D, Hofmann T, Müller L, Janson K, Meister A, Das M, Vargas C, Keller S, **Kastritis PL**, Schmidt C, Hinderberger D. Nanoscale Model System for the Human Myelin Sheath. *Biomacromolecules*. 2021 Sep 13;22(9):3901-3912.  
doi: 10.1021/acs.biomac.1c00714. SJR: 6.2. Citations: 6. [56\_Hofmann\_et-al\_2021.pdf]

Rehkamp A, Tänzler D, Tüting C, **Kastritis PL**, Iacobucci C, Ihling CH, Kipping M, Koch KW, Sinz A. First 3D-Structural Data of Full-Length Guanylyl Cyclase 1 in Rod-Outer-Segment Preparations of Bovine Retina by Cross-Linking/Mass Spectrometry. *J Mol Biol.* 2021 May 14;433(10):166947.  
doi: 10.1016/j.jmb.2021.166947. SJR: 5.6. Citations: 7. [55\_Rehkamp\_et-al\_2021.pdf]

Kyrilis FL, Belapure J, **Kastritis PL\***. Detecting Protein Communities in Native Cell Extracts by Machine Learning: A Structural Biologist's Perspective. *Front Mol Biosci.* 2021 Apr 15;8:660542.  
doi: 10.3389/fmolb.2021.660542. SJR: 5.0. Citations: 12. [54\_Kyrilis\_et-al\_2021\_B.pdf]

Kyrilis FL, Semchonok DA, Skalidis I, Tüting C, Hamdi F, O'Reilly FJ, Rappsilber J, **Kastritis PL\***. Integrative structure of a 10-megadalton eukaryotic pyruvate dehydrogenase complex from native cell extracts. *Cell Rep.* 2021 Feb 9;34(6):108727.  
doi: 10.1016/j.celrep.2021.108727. SJR: 8.8. Citations: 41. [53\_Kyrilis\_et-al\_2021.pdf]

Hofmann T, Barth M, Meister A, **Kastritis PL**, Schmidt C. Thin-Layer chromatography and coomassie staining of phospholipids for fast and simple lipidomics sample preparation.  
*Anal. Sens.* 2021 accepted author manuscript.  
doi: 10.1002/anse.202100029. SJR: n/a. Citations: 5. [52\_accepted\_Hoffman\_et-al\_2021.pdf]

Sorzano COS, Semchonok D, Lin SC, Lo YC, Vilas JL, Jiménez-Moreno A, Gragera M, Vacca S, Maluenda D, Martínez M, Ramírez-Aportela E, Melero R, Cuervo A, Conesa JJ, Conesa P, Losana P, Caño LD, de la Morena JJ, Fonseca YC, Sánchez-García R, Strelak D, Fernández-Giménez E, de Isidro F, Herreros D, **Kastritis PL**, Marabini R, Bruce BD, Carazo JM. Algorithmic robustness to preferred orientations in single particle analysis by CryoEM. *J Struct Biol.* 2021 Mar;213(1):107695.  
doi: 10.1016/j.jsb.2020.107695. SJR: 3.0. Citations: 20. [51\_Sorzano\_et-al\_2021.pdf]

2020

50 PLOS COMPUTATIONAL BIOLOGY

Rodrigues JPGLM, Barrera-Vilarmau S, M C Teixeira J, Sorokina M, Seckel E, **Kastritis PL**, Levitt M. Insights on cross-species transmission of SARS-CoV-2 from structural modeling. *PLoS Comput Biol*. 2020 Dec 3;16(12):e1008449.  
doi: 10.1371/journal.pcbi.1008449. SJR: 4.3. Citations: 64. [50\_Rodrigues\_et-al\_2020.pdf]

49  Cell Communication and Signaling

Skalidis I, Tüting C, **Kastritis PL\***. Unstructured regions of large enzymatic complexes control the availability of metabolites with signaling functions. *Cell Commun Signal*. 2020 Aug 26;18(1):136.  
doi: 10.1186/s12964-020-00631-9. SJR: 8.4. Citations: 15. [49\_Skalidis\_et-al\_2020.pdf]

48 SCIENTIFIC DATA 

Sorokina M, M C Teixeira J, Barrera-Vilarmau S, Paschke R, Papatotiriou I, Rodrigues JPGLM, **Kastritis PL\***. Structural models of human ACE2 variants with SARS-CoV-2 Spike protein for structure-based drug design. *Sci Data*. 2020 Sep 16;7(1):309.  
doi: 10.1038/s41597-020-00652-6. SJR: 9.8. Citations: 25. [48\_Sorokina\_et-al\_2020.pdf]

47  Proceedings of the  
National Academy of Sciences  
of the United States of America

Zhou Y#, **Kastritis PL\*#**, Dougherty SE, Bouvette J, Hsu AL, Burbaum L, Mosalaganti S, Pfeffer S, Hagen WJH, Förster F, Borgnia MJ, Vogel C, Beck M, Bartesaghi A\*, Silva GM\*. Structural impact of K63 ubiquitin on yeast translocating ribosomes under oxidative stress. *Proc Natl Acad Sci U S A*. 2020 Sep 8;117(36):22157-22166.  
doi: 10.1073/pnas.2005301117. SJR: 11.1. Citations: 27. [47\_Zhou\_et-al\_2020.pdf]

46 European Journal of Pharmaceutics and  
Biopharmaceutics

Modicano P, Neumann PR, Schüller M, Holthof J, Kyrilis FL, Hamdi F, **Kastritis PL**, Mäder K, Ann Dailey L. Enhanced optical imaging properties of lipid nanocapsules as vehicles for fluorescent conjugated polymers. *Eur J Pharm Biopharm*. 2020 Sep;154:297-308.  
doi: 10.1016/j.ejpb.2020.07.017. SJR: 4.9. Citations: 10. [46\_Modicano\_et-al\_2020.pdf]

45 **SCIENTIFIC  
REPORTS**  
nature research

Tüting C#, Iacobucci C#, Ihling CH, **Kastritis PL\***, Sinz A\*. Structural analysis of 70S ribosomes by cross-linking/mass spectrometry reveals conformational plasticity. *Sci Rep.* 2020 Jul 28;10(1):12618.  
doi: 10.1038/s41598-020-69313-3. SJR: **4.6**. Citations: 31. [45\_Tueting\_et-al\_2020.pdf]

44 **PNAS** Proceedings of the  
National Academy of Sciences  
of the United States of America

Marušič N, Otrin L, Zhao Z, Lira RB, Kyrilis FL, Hamdi F, **Kastritis PL**, Vidaković-Koch T, Ivanov I, Sundmacher K, Dimova R. Constructing artificial respiratory chain in polymer compartments: Insights into the interplay between bo 3 oxidase and the membrane. *Proc Natl Acad Sci U S A.* 2020 Jun 30;117(26):15006-15017.  
doi: 10.1073/pnas.1919306117. SJR: **11.1**. Citations: 47. [44\_Marusic\_et-al\_2020.pdf]

43 nature  
COMMUNICATIONS

Niemeyer M, Moreno Castillo E, Ihling CH, Iacobucci C, Wilde V, Hellmuth A, Hoehenwarter W, Samodelov SL, Zurbriggen MD, **Kastritis PL**, Sinz A, Calderón Villalobos LIA. Flexibility of intrinsically disordered degrons in AUX/IAA proteins reinforces auxin co-receptor assemblies. *Nat Commun.* 2020 May 8;11(1):2277.  
doi: 10.1038/s41467-020-16147-2. SJR: **16.6**. Citations: 38. [43\_Niemeyer\_et-al\_2020.pdf]

2019

42 **BIOLOGICAL  
CHEMISTRY**

Kyrilis FL, Meister A, **Kastritis PL\***. Integrative biology of native cell extracts: a new era for structural characterization of life processes. *Biol Chem.* 2019 Jun 26;400(7):831-846.  
doi: 10.1515/hsz-2018-0445. SJR: **3.7**. Citations: 27. [42\_Kyrilis\_et-al\_2019.pdf]

41 ANNUAL REVIEW OF BIOPHYSICS

Hampoez B, Andres-Pons A, **Kastritis PL**, Beck M. Structure and Assembly of the Nuclear Pore Complex. *Annu Rev Biophys.* 2019 May 6;48:515-536.  
doi: 10.1146/annurev-biophys-052118-115308. SJR: **12.4**. Citations: 209.  
[41\_Hampoez\_et-al\_2019.pdf]

## 40 PLOS ONE

Hamdi F, Tüting C, Semchonok DA, Visscher KM, Kyrilis FL, Meister A, Skalidis I, Schmidt L, Parthier C, Stubbs MT, **Kastritis PL\***. 2.7 Å cryo-EM structure of vitrified *M. musculus* H-chain apoferritin from a compact 200 keV cryo-microscope. *PLoS One*. 2020 May 6;15(5):e0232540.  
doi: 10.1371/journal.pone.0232540. SJR: 3.7. Citations: 18. [40\_Hamdi\_et-al\_2019.pdf]

## 2018

39  ESSAYS IN  
BIOCHEMISTRY

**Kastritis PL#**, Gavin AC. Enzymatic complexes across scales. *Essays Biochem*. 2018 Oct 26;62(4):501-514.  
doi: 10.1042/EBC20180008. SJR: 6.4. Citations: 44. [39\_Kastritis-and-Gavin\_2018.pdf]

38  nature  
protocols

Bonvin AMJJ, Karaca E, **Kastritis PL**, Rodrigues JPGLM. Defining distance restraints in HADDOCK. *Nat Protoc*. 2018 Jul;13(7):1503.  
doi: 10.1038/s41596-018-0017-6. SJR: 14.8. Citations: 21. [38\_Bonvin\_et-al\_2018.pdf]

## 2017

37  molecular  
systems  
biology

**Kastritis PL#**, O'Reilly FJ, Bock T, Li Y, Rogon MZ, Buczak K, Romanov N, Betts MJ, Bui KH, Hagen WJ, Hennrich ML, Mackmull MT, Rappsilber J, Russell RB, Bork P, Beck M, Gavin AC. Capturing protein communities by structural proteomics in a thermophilic eukaryote. *Mol Syst Biol*. 2017 Jul 25;13(7):936.  
doi: 10.15252/msb.20167412. SJR: 9.9. Citations: 111. [37\_Kastritis\_et-al\_2017.pdf]

36  nature  
COMMUNICATIONS

Ichikawa M, Liu D, **Kastritis PL**, Basu K, Hsu TC, Yang S, Bui KH. Subnanometre-resolution structure of the doublet microtubule reveals new classes of microtubule-associated proteins. *Nat Commun*. 2017 May 2;8:15035.  
doi: 10.1038/ncomms15035. SJR: 16.6. Citations: 108. [36\_Ichikawa\_et-al\_2017.pdf]



35 **PROTEINS**  
STRUCTURE • FUNCTION • BIOINFORMATICS

Vangone A, Rodrigues JP, Xue LC, van Zundert GC, Geng C, Kurkcuoglu Z, Nellen M, Narasimhan S, Karaca E, van Dijk M, Melquiond AS, Visscher KM, Trellet M, **Kastritis PL**, Bonvin AM. Sense and simplicity in HADDOCK scoring: Lessons from CASP-CAPRI round 1. *Proteins*. 2017 Mar;85(3):417-423.  
doi: 10.1002/prot.25198. SJR: 2.9. Citations: 54. [35\_Vangone\_et\_al\_2017.pdf]

2016

34 **Bioinformatics**

Xue LC, Rodrigues JP, **Kastritis PL**, Bonvin AM, Vangone A. PRODIGY: a web server for predicting the binding affinity of protein-protein complexes. *Bioinformatics*. 2016 Dec 1;32(23):3676-3678.  
doi: 10.1093/bioinformatics/btw514. SJR: 5.8. Citations: 887. [34\_Xue\_et\_al\_2016.pdf]

33 **Genome Biology**

Ori A, Iskar M, Buczak K, **Kastritis PL**, Parca L, Andrés-Pons A, Singer S, Bork P, Beck M. Spatiotemporal variation of mammalian protein complex stoichiometries. *Genome Biol*. 2016 Mar 14;17:47.  
doi: 10.1186/s13059-016-0912-5. SJR: 12.3. Citations: 105. [33\_Ori\_et-al\_2016.pdf]

32 **PROTEINS**  
STRUCTURE • FUNCTION • BIOINFORMATICS

Lensink MF, Velankar S, Kryshtafovych A, Huang SY, Schneidman-Duhovny D, Sali A, Segura J, Fernandez-Fuentes N, Viswanath S, Elber R, Grudinin S, Popov P, Neveu E, Lee H, Baek M, Park S, Heo L, Rie Lee G, Seok C, Qin S, Zhou HX, Ritchie DW, Maigret B, Devignes MD, Ghoorah A, Torchala M, Chaleil RA, Bates PA, Ben-Zeev E, Eisenstein M, Negi SS, Weng Z, Vreven T, Pierce BG, Borrmann TM, Yu J, Ochsenbein F, Guerois R, Vangone A, Rodrigues JP, van Zundert G, Nellen M, Xue L, Karaca E, Melquiond AS, Visscher K, **Kastritis PL**, Bonvin AM, Xu X, Qiu L, Yan C, Li J, Ma Z, Cheng J, Zou X, Shen Y, Peterson LX, Kim HR, Roy A, Han X, Esquivel-Rodriguez J, Kihara D, Yu X, Bruce NJ, Fuller JC, Wade RC, Anishchenko I, Kundrotas PJ, Vakser IA, Imai K, Yamada K, Oda T, Nakamura T, Tomii K, Pallara C, Romero-Durana M, Jiménez-García B, Moal IH, Fernández-Recio J, Joung JY, Kim JY, Joo K, Lee J, Kozakov D, Vajda S, Mottarella S, Hall DR, Beglov D, Mamonov A, Xia B, Bohnuud T, Del Carpio CA, Ichiishi E, Marze N, Kuroda D, Roy Burman SS, Gray JJ, Chermak E, Cavallo L, Oliva R, Tovchigrechko A, Wodak SJ. Prediction of homoprotein and heteroprotein complexes by protein docking and template-based modeling: A CASP-CAPRI experiment. *Proteins*. 2016 Sep;84 Suppl 1(Suppl Suppl 1):323-48.  
doi: 10.1002/prot.25007. SJR: 2.9. Citations: 164. [32\_Lensink\_et\_al\_2016.pdf]

31  **frontiers**  
in Molecular Biosciences

Spiliotopoulos D, **Kastritis PL**, Melquiond AS, Bonvin AM, Musco G, Rocchia W, Spitaleri A. dMM-PBSA: A New HADDOCK Scoring Function for Protein-Peptide Docking. *Front Mol Biosci*. 2016 Aug 31;3:46.  
doi: 10.3389/fmolb.2016.00046. SJR: 5.0. Citations: 69. [31\_Spiliotopoulos\_et-al\_2016.pdf]

30 **CANCER**  
**LETTERS**

Krüger M, Kalbacher H, **Kastritis PL**, Bischof J, Barth H, Henne-Bruns D, Vorgias C, Sarno S, Pinna LA, Knippschild U. New potential peptide therapeutics perturbing CK1δ/α-tubulin interaction. *Cancer Lett*. 2016 Jun 1;375(2):375-383.  
doi: 10.1016/j.canlet.2016.03.021. SJR: 9.7. Citations: 13. [30\_Kruger\_et-al\_2016.pdf]

29  **jmb**  
Journal of Molecular Biology

van Zundert GCP, Rodrigues JPGLM, Trellet M, Schmitz C, **Kastritis PL**, Karaca E, Melquiond ASJ, van Dijk M, de Vries SJ, Bonvin AMJJ. The HADDOCK2.2 Web Server: User-Friendly Integrative Modeling of Biomolecular Complexes. *J Mol Biol*. 2016 Feb 22;428(4):720-725.  
doi: 10.1016/j.jmb.2015.09.014. SJR: 5.6. Citations: 2314. [29\_vanZundert\_et-al\_2016.pdf]

28 **PLOS ONE**

Silva-Martin N, Daudén MI, Glatt S, Hoffmann NA, **Kastritis PL**, Bork P, Beck M, Müller CW. The Combination of X-Ray Crystallography and Cryo-Electron Microscopy Provides Insight into the Overall Architecture of the Dodecameric Rvb1/Rvb2 Complex. *PLoS One*. 2016 Jan 8;11(1):e0146457.  
doi: 10.1371/journal.pone.0146457. SJR: 3.7. Citations: 20. [28\_Silva-Martin\_et-al\_2016.pdf]

2015

27 **nature** **LETTER**

von Appen A, Kosinski J, Sparks L, Ori A, DiGuilio AL, Vollmer B, Mackmull MT, Banterle N, Parca L, **Kastritis PL**, Buczak K, Mosalaganti S, Hagen W, Andres-Pons A, Lemke EA, Bork P, Antonin W, Glavy JS, Bui KH, Beck M. In situ structural analysis of the human nuclear pore complex. *Nature*. 2015 Oct 1;526(7571):140-143.  
doi: 10.1038/nature15381. SJR: 64.8. Citations: 396. [27\_vonAppen\_et-al\_2015.pdf]

26 **jmb**  
Journal of Molecular Biology

Vreven T, Moal IH, Vangone A, Pierce BG, **Kastritis PL**, Torchala M, Chaleil R, Jiménez-García B, Bates PA, Fernandez-Recio J, Bonvin AM, Weng Z. Updates to the Integrated Protein-Protein Interaction Benchmarks: Docking Benchmark Version 5 and Affinity Benchmark Version 2. *J Mol Biol.* 2015 Sep 25;427(19):3031-41.  
doi: 10.1016/j.jmb.2015.07.016. SJR: 5.6. Citations: 422. [26\_Vreven\_et-al\_2015.pdf]

25 **PROTEINS**  
STRUCTURE • FUNCTION • BIOINFORMATICS

Visscher KM#, **Kastritis PL**#, Bonvin AM. Non-interacting surface solvation and dynamics in protein-protein interactions. *Proteins.* 2015 Mar;83(3):445-58.  
doi: 10.1002/prot.24741. SJR: 2.9. Citations: 25. [25\_Visscher\_et\_al-2015.pdf]

24  **JCB**  
Journal of Cell Biology

Gaik M, Flemming D, von Appen A, **Kastritis PL**, Mücke N, Fischer J, Stelter P, Ori A, Bui KH, Baßler J, Barbar E, Beck M, Hurt E. Structural basis for assembly and function of the Nup82 complex in the nuclear pore scaffold. *J Cell Biol.* 2015 Feb 2;208(3):283-97.  
doi: 10.1083/jcb.201411003. SJR: 7.8. Citations: 69. [24\_Gaik\_et-al\_2015.pdf]

2014

23 **Nucleic Acids Research**

Bock T, Chen WH, Ori A, Malik N, Silva-Martin N, Huerta-Cepas J, Powell ST, **Kastritis PL**, Smyshlyaev G, Vonkova I, Kirkpatrick J, Doerks T, Nesme L, Baßler J, Kos M, Hurt E, Carlomagno T, Gavin AC, Barabas O, Müller CW, van Noort V, Beck M, Bork P. An integrated approach for genome annotation of the eukaryotic thermophile *Chaetomium thermophilum*. *Nucleic Acids Res.* 2014 Dec 16;42(22):13525-33.  
doi: 10.1093/nar/gku1147. SJR: 14.9. Citations: 65. [23\_Bock\_et-al\_2014.pdf]



**Kastritis PL**#, Rodrigues JP, Folkers GE, Boelens R, Bonvin AM. Proteins feel more than they see: fine-tuning of binding affinity by properties of the non-interacting surface. *J Mol Biol.* 2014 Jul 15;426(14):2632-52.  
doi: 10.1016/j.jmb.2014.04.017. SJR: 5.6. Citations: 128. [22\_Kastritis\_et-al\_2014\_b.pdf]

21

**PROTEINS**  
STRUCTURE • FUNCTION • BIOINFORMATICS

Lensink MF, Moal IH, Bates PA, **Kastritis PL**, Melquiond AS, Karaca E, Schmitz C, van Dijk M, Bonvin AM, Eisenstein M, Jiménez-García B, Grosdidier S, Solernou A, Pérez-Cano L, Pallara C, Fernández-Recio J, Xu J, Muthu P, Praneeth Kilambi K, Gray JJ, Grudinin S, Derevyanko G, Mitchell JC, Wieting J, Kanamori E, Tsuchiya Y, Murakami Y, Sarmiento J, Standley DM, Shirota M, Kinoshita K, Nakamura H, Chavent M, Ritchie DW, Park H, Ko J, Lee H, Seok C, Shen Y, Kozakov D, Vajda S, Kundrotas PJ, Vakser IA, Pierce BG, Hwang H, Vreven T, Weng Z, Buch I, Farkash E, Wolfson HJ, Zacharias M, Qin S, Zhou HX, Huang SY, Zou X, Wojdyla JA, Kleanthous C, Wodak SJ. Blind prediction of interfacial water positions in CAPRI. *Proteins.* 2014 Apr;82(4):620-32.  
doi: 10.1002/prot.24439. SJR: 2.9. Citations: 61. [21\_Lensink\_et-al\_2014.pdf]

20

JOURNAL OF  
**CHEMICAL INFORMATION**  
AND MODELING

**Kastritis PL**#, Rodrigues JP, Bonvin AM. HADDOCK(2P2I): a biophysical model for predicting the binding affinity of protein-protein interaction inhibitors. *J Chem Inf Model.* 2014 Mar 24;54(3):826-36.  
doi: 10.1021/ci4005332. SJR: 5.6. Citations: 37. [20\_Kastritis\_et-al\_2014.pdf]

2013

19



Rodrigues JP, Melquiond AS, Karaca E, Trellet M, van Dijk M, van Zundert GC, Schmitz C, de Vries SJ, Bordogna A, Bonati L, **Kastritis PL**, Bonvin AM. Defining the limits of homology modeling in information-driven protein docking. *Proteins*. 2013 Dec;81(12):2119-28.  
doi: 10.1002/prot.24382. SJR: 2.9. Citations: 75. [19\_Rodrigues\_et-al\_2013.pdf]

18



**Kastritis PL**#, Bonvin AM. Molecular origins of binding affinity: seeking the Archimedean point. *Curr Opin Struct Biol*. 2013 Dec;23(6):868-77.  
doi: 10.1016/j.sbi.2013.07.001. SJR: 6.8. Citations: 47.  
[18\_Kastritis\_and\_Bonvin\_2013\_2.pdf]

17



Moretti R, Fleishman SJ, Agius R, Torchala M, Bates PA, **Kastritis PL**, Rodrigues JP, Trellet M, Bonvin AM, Cui M, Rooman M, Gillis D, Dehouck Y, Moal I, Romero-Durana M, Perez-Cano L, Pallara C, Jimenez B, Fernandez-Recio J, Flores S, Pacella M, Praneeth Kilambi K, Gray JJ, Popov P, Grudinin S, Esquivel-Rodríguez J, Kihara D, Zhao N, Korkin D, Zhu X, Demerdash ON, Mitchell JC, Kanamori E, Tsuchiya Y, Nakamura H, Lee H, Park H, Seok C, Sarmiento J, Liang S, Teraguchi S, Standley DM, Shimoyama H, Terashi G, Takeda-Shitaka M, Iwadate M, Umeyama H, Beglov D, Hall DR, Kozakov D, Vajda S, Pierce BG, Hwang H, Vreven T, Weng Z, Huang Y, Li H, Yang X, Ji X, Liu S, Xiao Y, Zacharias M, Qin S, Zhou HX, Huang SY, Zou X, Velankar S, Janin J, Wodak SJ, Baker D. Community-wide evaluation of methods for predicting the effect of mutations on protein-protein interactions. *Proteins*. 2013 Nov;81(11):1980-7.  
doi: 10.1002/prot.24356. SJR: 2.9. Citations: 111. [17\_Moretti\_et-al\_2013.pdf]

16



van Dijk M, Visscher KM, **Kastritis PL**, Bonvin AM. Solvated protein-DNA docking using HADDOCK. *J Biomol NMR*. 2013 May;56(1):51-63.  
doi: 10.1007/s10858-013-9734-x. SJR: 2.7. Citations: 24. [16\_vanDijk\_et-al\_2013.pdf]

15

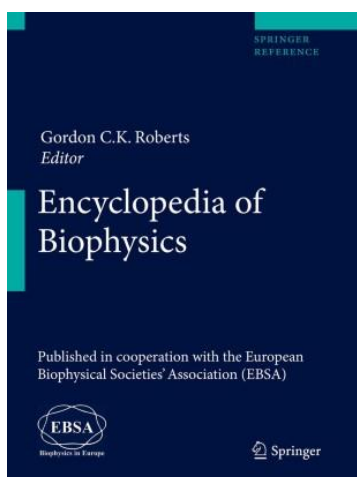
**PROTEINS**  
STRUCTURE ■ FUNCTION ■ BIOINFORMATICS

**Kastritis PL#**, Visscher KM, van Dijk AD, Bonvin AM. Solvated protein-protein docking using Kyte-Doolittle-based water preferences. *Proteins*. 2013 Mar;81(3):510-8. doi: 10.1002/prot.24210. SJR: **2.9**. Citations: 34. [15\_Kastritis\_et-al\_2013.pdf]

14

**JOURNAL OF THE ROYAL SOCIETY  
INTERFACE**


**Kastritis PL#**, Bonvin AM. On the binding affinity of macromolecular interactions: daring to ask why proteins interact. *J R Soc Interface*. 2012 Dec 12;10(79):20120835. doi: 10.1098/rsif.2012.0835. SJR: **3.9**. Citations: 537. [14\_Kastritis\_and\_Bonvin\_2013.pdf]



13


Bonvin AMJJ, van Dijk M, Karaca E, **Kastritis PL**, Melquiond ASJ, Schmitz C, de Vries SJ HADDOCK. Encyclopedia of Biophysics, 2013 pp. 943. doi: 10.1007/978-3-642-16712-6. SJR: **n/a**. Citations: 1. [13\_Bonvin\_et-al\_2013.pdf].

2012



12

Schmitz C, Melquiond ASJ, de Vries SJ, Karaca E, van Dijk M, **Kastritis PL**, Bonvin AMJJ. Protein-Protein Docking with HADDOCK. NMR of biomolecules: towards mechanistic systems biology, 2012 pp. 520 - 535. doi: 10.1002/9783527644506.ch32. SJR: **n/a**. Citations: 9. [12\_Schmitz\_et-al\_2012.pdf].




11

**Kastritis PL#**, Bonvin AM. Predicting and dissecting high-order molecular complexity by information-driven biomolecular docking. *Antimicrobial drug discovery: emerging strategies*, 2012 pp. 232-246.  
doi: 10.1079/9781845939434.0232. SJR: n/a. Citations: 2. [11\_Kastritis\_and\_Bonvin\_2012.pdf]

10

**PROTEINS**  
STRUCTURE • FUNCTION • BIOINFORMATICS

Rodrigues JP, Trellet M, Schmitz C, **Kastritis PL**, Karaca E, Melquiond AS, Bonvin AM. Clustering biomolecular complexes by residue contacts similarity. *Proteins*. 2012 Jul;80(7):1810-7.  
doi: 10.1002/prot.24078. SJR: 2.9. Citations: 117. [10\_Rodrigues\_et-al\_2012.pdf]



9

**Kastritis PL#**, van Dijk AD, Bonvin AM. Explicit treatment of water molecules in data-driven protein-protein docking: the solvated HADDOCKing approach. *Methods Mol Biol*. 2012;819:355-74.  
doi: 10.1007/978-1-61779-465-0\_22. SJR: n/a. Citations: 25. [09\_Kastritis\_et-al\_2012.pdf]

8

**WIRES** COMPUTATIONAL MOLECULAR SCIENCE

Melquiond ASJ, Karaca E, **Kastritis PL**, Bonvin AMJJ. Next challenges in protein-protein docking: from proteome to interactome and beyond. *WIRES Comp Mol Sci*. 2012 ;(2):642-651.  
doi: 10.1002/wcms.91. SJR: 11.4. Citations: 33. [08\_Melquiond\_et-al\_2012.pdf].

2011

7 **jmb**  
Journal of Molecular Biology

Fleishman SJ, et al. Community-wide assessment of protein-interface modeling suggests improvements to design methodology. *J Mol Biol.* 2011 Nov 25;414(2):289-302.

doi: 10.1016/j.jmb.2011.09.031. SJR: 5.6. Citations: 156. [07\_Fleishman\_et-al\_2011.pdf]

6 **PLOS ONE**

Fiamengos YC, **Kastritis PL**, Exarchou V, Han H, Bonvin AM, Vervoort J, Lewis K, Hamblin MR, Tegos GP. Antimicrobial and efflux pump inhibitory activity of caffeoylquinic acids from *Artemisia absinthium* against gram-positive pathogenic bacteria. *PLoS One.* 2011 Apr 4;6(4):e18127.

doi: 10.1371/journal.pone.0018127. SJR: 3.7. Citations: 204. [06\_Fiamengos\_et-al\_2011.pdf]

5 **PROTEIN|SCIENCE** 

**Kastritis PL**#, Moal IH, Hwang H, Weng Z, Bates PA, Bonvin AM, Janin J. A structure-based benchmark for protein-protein binding affinity. *Protein Sci.* 2011 Mar;20(3):482-91.

doi: 10.1002/pro.580. Epub 2011 Feb 16. SJR: 8.0. Citations: 327. [05\_Kastritis\_et-al\_2011.pdf].

2010

4 **PROTEINS**  
STRUCTURE ■ FUNCTION ■ BIOINFORMATICS

de Vries SJ, Melquiond AS, **Kastritis PL**, Karaca E, Bordogna A, van Dijk M, Rodrigues JP, Bonvin AM. Strengths and weaknesses of data-driven docking in critical assessment of prediction of interactions. *Proteins.* 2010 Nov 15;78(15):3242-9.

doi: 10.1002/prot.22814. SJR: 2.9. Citations: 53. [04\_deVries\_et-al\_2010.pdf]



3 **MCP** MOLECULAR  
& CELLULAR  
PROTEOMICS

Karaca E, Melquiond AS, de Vries SJ, **Kastritis PL**, Bonvin AM. Building macromolecular assemblies by information-driven docking: introducing the HADDOCK multibody docking server. *Mol Cell Proteomics*. 2010 Aug;9(8):1784-94. doi: 10.1074/mcp.M000051-MCP201. SJR: **7.0**. Citations: 154. [03\_Karaca\_et-al\_2010.pdf]

2 Journal of  
**proteome**  
research


**Kastritis PL#**, Bonvin AM. Are scoring functions in protein-protein docking ready to predict interactomes? Clues from a novel binding affinity benchmark. *J Proteome Res*. 2010 May 7;9(5):2216-25. doi: 10.1021/pr9009854. SJR: **4.4**. Citations: 285. [02\_Kastritis\_and\_Bonvin\_2010.pdf]

2007


1 INTERNATIONAL JOURNAL OF  
**Biological**  
**Macromolecules**  
STRUCTURE, FUNCTION AND INTERACTIONS

**Kastritis PL#**, Papandreou NC, Hamodrakas SJ. Haloadaptation: insights from comparative modeling studies of halophilic archaeal DHFRs. *Int J Biol Macromol*. 2007 Oct 1;41(4):447-53. doi: 10.1016/j.ijbiomac.2007.06.005. SJR: **8.2**. Citations: 81.[01\_Kastritis\_et-al\_2007.pdf]

## MONOGRAPHS




B  
On the binding affinity of macromolecular complexes: daring to ask why proteins interact. (in English, abstract in Greek)  
Kastritis PL. Utrecht University, Department of Chemistry,  
Ph.D. Thesis 2012 pp. 1-343 (in English)  
Ph.D. Thesis. 2012.  
[\_62\_Kastritis\_PhD\_Utrecht.pdf]




A  
Biophysical studies on the inhibition of the enzyme dihydrofolate reductase by novel inhibitors and its structural adaptation in extreme environments. (Βιοφυσικές μελέτες στην αναστολή του ενζύμου διυδροφολική αναγωγήση (DHFR) από πρότυπους αναστολείς και στην δομική προσαρμογή του σε ακραίες συνθήκες) (in Greek, abstract in English)  
Kastritis PL. National and Kapodistrian University of Athens, Department of Biology, Diploma Thesis 2007 pp.1-134 (in Greek)  
Diploma Thesis. 2007. [\_61\_Kastritis\_Diplom\_Athens.pdf]

## JOURNAL COVERS [First or Corresponding Author]



[37]



[42]



[67]

## 2022

Zahn, T.; Zhu, Z.; Ritoff, N.; Krapf, J.; Junker, A.; Altmann, T.; Schmutzer, T.; Tüting, C.; **Kastritis, P. L.**; Babben, S.; Quint, M.; Pillen, K.; Maurer, A., Exotic alleles of EARLY FLOWERING 3 determine plant development and grain yield in barley. bioRxiv 2022, 2022.07.15.500212.

Semchonok, D. A.; Siponen, M. I.; Tüting, C.; Charras, Q.; Kyrilis, F. L.; Hamdi, F.; Sadian, Y.; Jungas, C.; **Kastritis, P. L.**, Cryo-EM structure of the *Rhodobaca bogoriensis* RC-LH1-PufX dimeric complex at 2.9 Å. bioRxiv 2022, 2022.02.25.481955.

Schmidt, L.; Tüting, C.; Kyrilis, F. L.; Hamdi, F.; Semchonok, D. A.; Hause, G.; Meister, A.; Ihling, C.; Shah, P. N. M.; Stubbs, M. T.; Sinz, A.; Stuart, D. I.; **Kastritis, P. L.**, Delineating organizational principles of the endogenous L-A virus by cryo-EM and computational analysis of native cell extracts. bioRxiv 2022, 2022.07.15.498668.

Heinz, V.; Güler, G.; Leone, V.; Madej, M. G.; Maksimov, S.; Gärtner, R. M.; Rudi, O.; Hamdi, F.; **Kastritis, P. L.**; Mäntele, W.; Krämer, R.; Forrest, L. R.; Perez, C.; Ziegler, C., Osmotic stress response in BetP: How lipids and K<sup>+</sup> team up to overcome downregulation. bioRxiv 2022, 2022.06.02.493408.

## 2020

Tüting, C.; Iacobucci, C.; Ihling, C. H.; **Kastritis, P. L.\***; Sinz, A.\*, Structural Analysis of 70S Ribosomes by Cross-Linking/Mass Spectrometry Reveals Conformational Plasticity. bioRxiv 2020, 2020.05.04.077503. [Published in Sci Rep, publication #45]

Rodrigues, J. P.; Barrera-Vilarmau, S.; Teixeira, J. M. C.; Seckel, E.; **Kastritis, P.L.**; Levitt, M., Insights on cross-species transmission of SARS-CoV-2 from structural modeling. bioRxiv 2020, 2020.06.05.136861. [Published in PLOS Comp Biol, publication #50]

Rehkamp, A.; Tänzler, D.; Tüting, C.; **Kastritis, P. L.**; Iacobucci, C.; Ihling, C. H.; Kipping, M.; Koch, K.-W.; Sinz, A., First 3D-Structural Data of Full-length Rod-Outer-Segment Guanylyl Cyclase 1 in Bovine Retina by Cross-linking/Mass Spectrometry. bioRxiv 2020, 2020.09.25.312835. [Published in *J Mol Biol*, publication #55]

**2019**

Niemeyer, M.; Castillo, E. M.; Ihling, C. H.; Iacobucci, C.; Wilde, V.; Hellmuth, A.; Hoehenwarter, W.; Samodelov, S. L.; Zurbriggen, M. D.; **Kastritis, P. L.**; Sinz, A.; Calderón Villalobos, L. I. A., Flexibility of intrinsically disordered degrons in AUX/IAA proteins reinforces auxin co-receptor assemblies. bioRxiv 2019, 787770. [Published in *Nature Comm*, publication #43]

Hamdi, F.; Tüting, C.; Semchonok, D. A.; Visscher, K. M.; Kyrilis, F. L.; Meister, A.; Skolidis, I.; Schmidt, L.; Parthier, C.; Stubbs, M. T.; **Kastritis, P. L.**\*, 2.7 Å cryo-EM structure of vitrified *M. musculus* H-chain apoferritin from 200 keV "screening microscope". bioRxiv 2019, 738724. [Published in *PLOS ONE*, publication #40].

---

\*Corresponding author  
# First author